

Basic 30



PERFORMANCE AND FLEXIBILITY



Efficient Suction Pump

Basic 30

All-round suction pump

Providing efficient and reliable suction for multiple applications

Basic 30 is an efficient and versatile suction pump for surgical suction, endoscopic suction and vacuum assisted delivery in a variety of settings:

- Medical practices
- Hospital wards
- Operating theatre
- Emergency departments
- Delivery room/suite

Basic 30 ensures a rapid vacuum build-up and delivers high suction capacity at all times. This is due to its extremely reliable piston/cylinder technology.

Basic 30 ensures a working environment that allows for concentration because of its low noise level resulting from very low rotation speed.

Basic 30 can be combined with a multitude of original Medela accessories, allowing the user to adapt the pump to specific needs.

The membrane vacuum regulator developed by Medela assures a rapid vacuum build up and precise vacuum setting. The suction pump is available in different versions to ensure flexibility in use. The rack version fits ideally into most endoscopy towers. The portable version has a practical handle for carrying and the mobile version has a useful integrated foot on/off switch on its trolley.

Basic 30 won the Red Dot Award for outstanding design in the category Medicine and Rehabilitation.



Fast vacuum build-up and low noise for smooth surgical operations

The piston-cylinder technology and the membrane vacuum regulator developed by Medela builds up the vacuum within seconds, which makes Basic 30 suitable for applications that demand rapid suction. The low speed of rotation of the piston-cylinder helps to maintain a desirable working environment with low noise during surgical applications. The high quality and reliable suction pump enables efficient outcomes for surgical applications.

Easy adjustment of vacuum level

Versatile and adaptable to your individual needs

Basic 30 is available in different models as the rack, portable and mobile suction pump. The compact rack size fits into most endoscopy towers. To allow you to configure the system to best comply with your specific needs, Medela offers a wide range of accessories, including the Disposable or the Reusable Collection System, foot vacuum regulator, tubings, filters and clamp holders. All accessories can be easily fitted to the rail of the pump and are readily at hand whereby offering the user a complete system.

Wide range of accessories

Hygienic and user-friendly suction system

The compact design of the suction pump, with its smooth lines, makes cleaning fast, easy and efficient. The safety set in front prevents overflow and contamination within the pump, maintaining hygiene. Additionally, the foot on/off switch integrated on the trolley leaves hands free for surgery. Filters protect the pump from overflow, allaying hygienic concerns. Basic 30 offers a complete suctioning system that easily adapts to your specific needs – it's not just another pump.

Hygienic and user-friendly system

Fast Facts

- Medela offers healthcare professionals 50 years of expertise in medical vacuum technology.
- Our swiss development and manufacturing process yields mechanical precision to guarantee excellent performance.
- Basic 30 is a high quality, long lasting and reliable suction pump that is highly appreciated by medical technicians.
- Basic 30's fast vacuum build-up allows for efficient suctioning.
- A wide range of accessories offers a complete system adaptable to your individual needs.
- Ergonomic and convincing design allows easy and hygienic use.
- 5 year warranty.

Accessories

Foot vacuum regulator for hands free vacuum regulation

can be attached to standard Medela suction jars and is fixed to the standard rail when not in use.

Filters

to protect the pump from overflow, protect environment from bacteria or to neutralise odour.



Disposable Collection System

disposable suction liners and reusable PC jars offer a hygienic, simple handling and efficient fluid management.
 Sizes: 1.5 and 2.5 litres.



Foot on/off switch

for turning the Basic 30 on/off, comes with a cable length of 3.5 m.

Reusable Collection System




auto-clavable PSU jars and lids collect secretions easily and economically.
 Sizes: 1, 2, 3 and 5 litres.



Tubings


made from silicone or PVC.

Use Medela accessories for even greater flexibility and ease of use.

Technical data

	high vacuum - 85 kPa - 638 mmHg
	high flow 30 L/min.
	16 kg 35 lbs 10 kg 22 lbs

	H x W x D 965 x 510 x 480 mm 38 x 20 x 19 inches 290 x 305 x 325 mm 11 x 12 x 13 inches
	Power 100 - 120V 110W 230 - 240V 110W

	ISO 9001 ISO 13485 CE (93/42/EEC), IIa 5 years warranty
